



CSCI 1106

Lecture 16

Dealing with Failure

Announcements

- Today's Topics
 - Dealing with Failure
 - Failure and Failure Causes
 - Failure Identification
 - Failure Detection
 - Failure Recovery

Motivation

- The world is imperfect
 - Sensors give wrong readings
 - Motors turn too fast, too slow, too much, or too little
 - Wheels don't grip the surface properly
 - Lighting conditions change
 - Profs and TAs get in the way...
- This is normal
 - Humans deal with these kinds of problems all the time
 - We learn how to deal with failure
- How do we get robots to deal with them as well?

Dealing with Failure

- Need to do two things
 - Identify when a failure has occurred
 - Respond to the failure
- Example: Missing your exit on the highway
 - Identify that you have gone too far
 - Turn around and back track

Failure and Failure Cause

- *Failure* is a state that the system should not be in under normal conditions
- *Failure cause* is the physical or functional reason for the failure
 - I.e., Why did failure occur?
 - Also known as *failure mode*
- Examples:
 - The furnace stopped working because it ran out of oil
 - We missed the exit because we did not see the sign
 - The robot missed the line because it drove over it too quickly
- Key Observation:
 - We can only deal with failures that we can foresee
 - I.e., What can go wrong?

Failure Manifestation

- *Failure manifestation* is the detectable effect of the failure
- Examples:
 - The house is cold because the furnace is not working
 - We have driven too long because we missed the exit
 - Our arm hurts because we have broken it
- Key Idea: To identify failure, it must manifest itself in a detectable way

Failure Identification

- Idea: We can identify that a failure has occurred from its manifestation
- E.g., We identify that
 - The furnace must not be working because the house is cold
 - We must have missed the exit because we have driven too long
 - Our arm must be broken because it really hurts
- To identify a failure, we need to
 - Determine what can cause the failure
 - How the failure manifests

Enumerating Failures

- When designing a program we need to (attempt) to enumerate all relevant failures:
 - Assume things will go wrong
 - Ask “**What can go wrong?**”
 - Ask “**How is failure manifested?**”
- Narrow the enumeration to:
 - Failures we can deal with
 - Failure causes we understand
 - Failure manifestations we can identify
- Systems fail because designers fail to identify all relevant failure causes

Examples of Failures and Causes

- Ground proximity sensor fails to register dark / light
 - Sensor's distance to ground changed
- Horizontal proximity sensor fails to register object
 - Object has an odd shape
 - Object has an odd surface
- Horizontal proximity sensor registers ghost objects
 - Other robots nearby emitting infra-red light
- Robot does not make sufficiently precise movement
 - Tires are not properly aligned
 - Motors are rotating too fast
- In all cases the sensor or actuator may be broken
- How do we detect failures?

Mechanisms for Detecting Failure

- Unexpected external events
 - Sensors register an unexpected changes in environment
 - Sensors give false readings
 - Sensors give true readings of unexpected conditions
 - Actuators report status errors
 - Actuator fails to perform specified task
 - Actuator reports error where none has occurred
- Lack of expected external events
 - A timer expired while waiting for an expected event
 - Sensor fails to register the expected event
 - Expected event does not occur
 - Actuators fail to move the prescribed amount
 - Encounter unexpected resistance
- Unexpected (or lack there of) internal events
 - Programs run code they are not supposed to (bugs)



→ Unexpected: A difference between the anticipated and measured

Failure Response

- Once we determine that a failure has occurred, we need to respond to it
- *Response mechanisms* are parts of the program that respond to the failure
- One approach is to put system in safe state and shut down
 - E.g., nuclear reactors
- This is not always possible if
 - System is inaccessible
 - E.g., rovers on Mars
 - System is mission critical
 - E.g., airplane
- In these cases the system must *recover* from the failures

Failure Recovery

- Recall: A failure occurs when a system enters an unexpected state
- *A recovery mechanism* returns the system to a normal state
- Recovery mechanisms are specific to each failure
- Examples:
 - If an exit is missed, backtrack to the exit
 - If the furnace is broken, call landlord
 - If your arm is broken, see a doctor
- For our purposes: return the robot to its last “normal” state means
 - Find the line if it is lost
 - Recheck sensors
 - Retry actuator operation
- If the recovery mechanism fails, we need a recovery mechanism for the recovery mechanism...

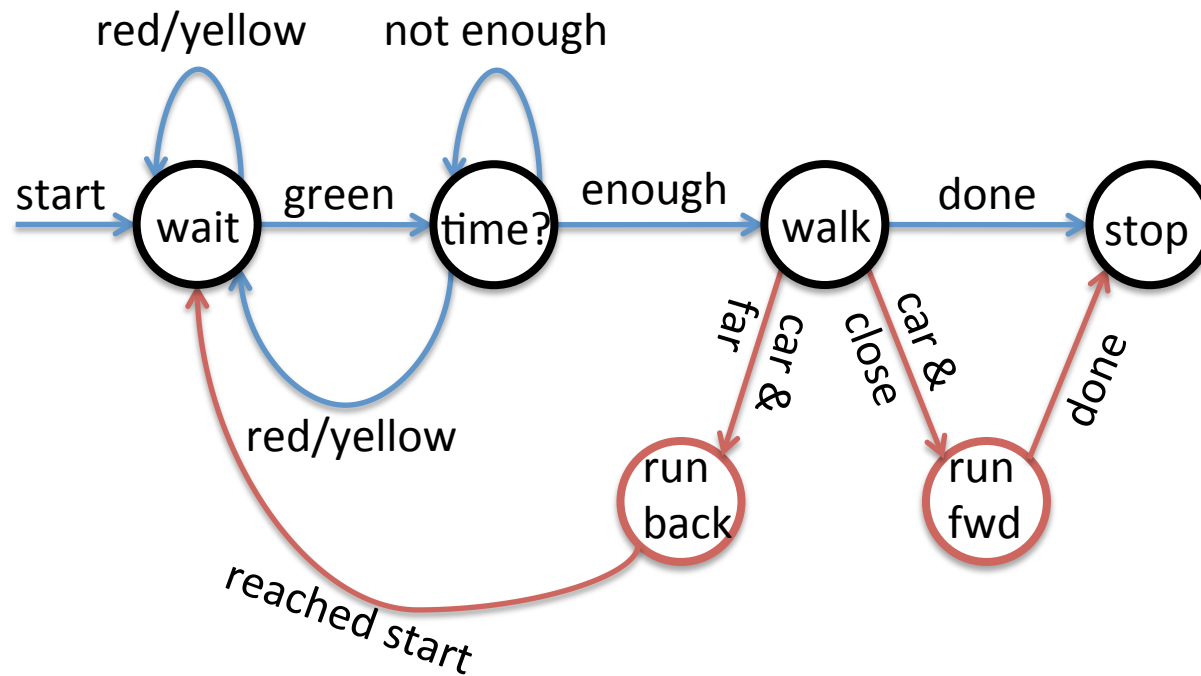
Modeling Failure Identification and Recovery



- We need to model or represent how we
 - Identify failure
 - Respond to failure
 - Recover from failure
- What should we use?


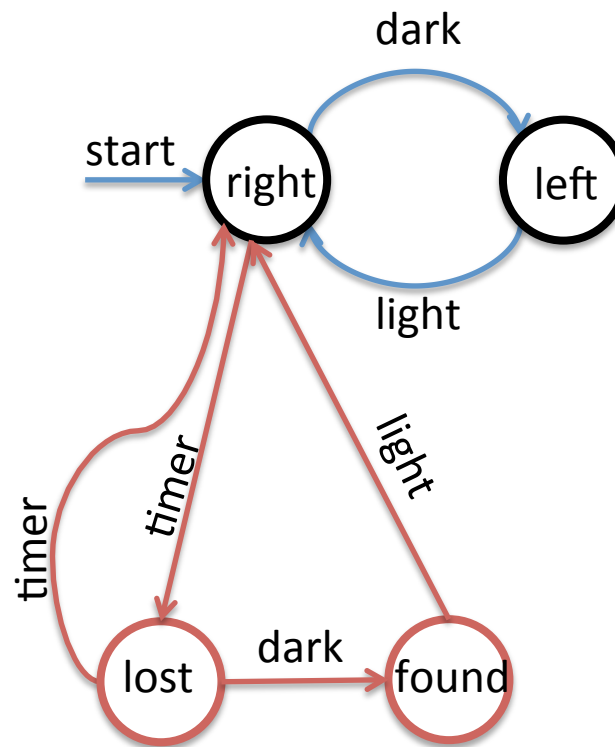
State Transition Diagrams

- Idea: Use state transition diagrams to represent possible failures and recovery mechanisms
- Example: Crossing the Street



A Missed Line in Follow the Line

- *Right state*
 - Sensor reports light
 - On left side of line
 - Moving to the right
 - Timer running
- *Left state*
 - Sensor reports dark
 - On the line
 - Moving to the left
- *Lost state*
 - Sensor reports light
 - On right side of the line
 - Moving to the left
 - Timer expired
- *Found state*
 - Sensor reports dark
 - On the line
 - Moving left



Observations

- Error identification and response can add much more complexity to your program
 - 80% of a typical application deals with error handling
- The error response itself may fail
- State transition diagrams are an easy way to reason about errors